

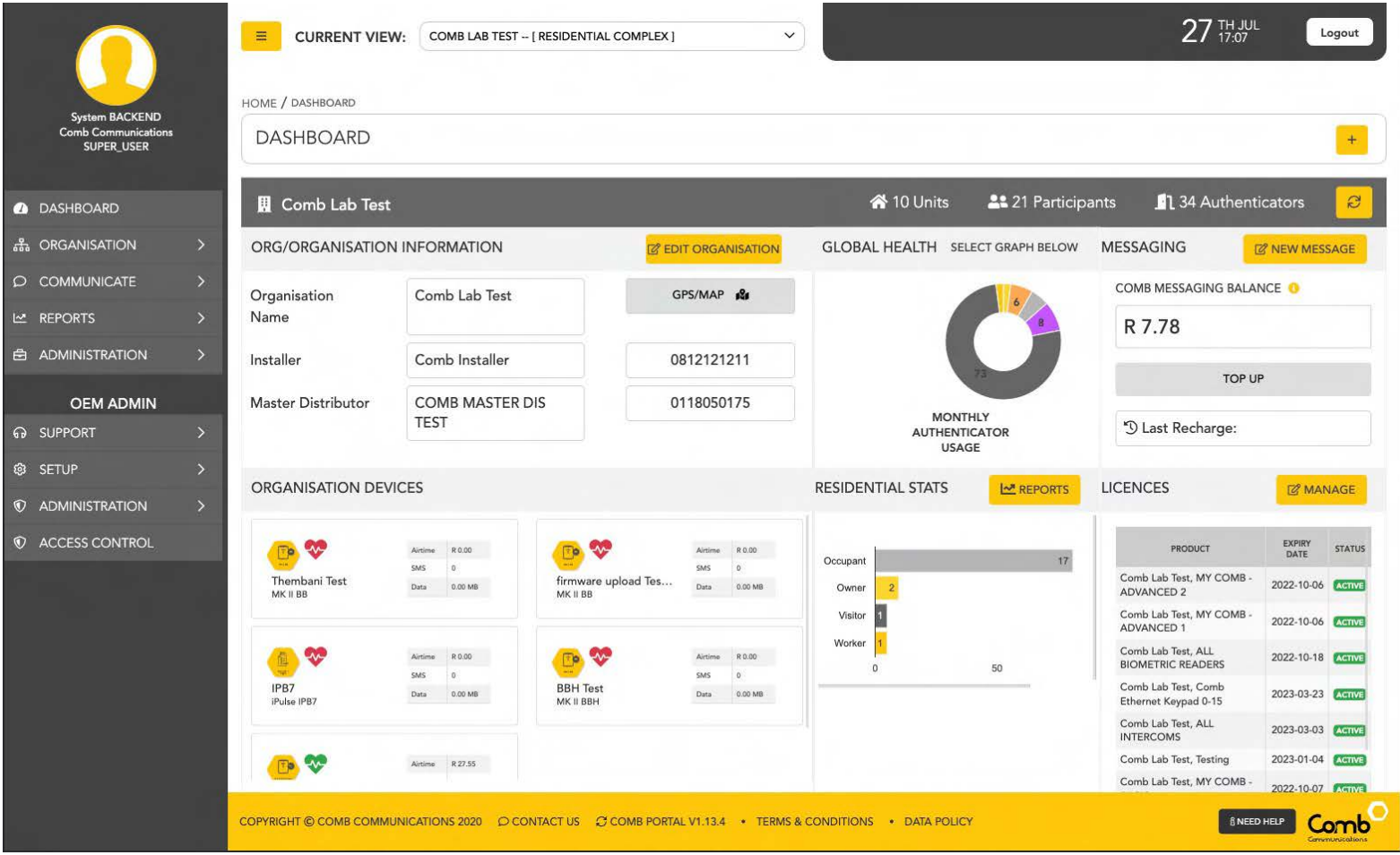


## The Heartbeat of Access and Control

A single comprehensive web based facilities management platform, that integrates with our bespoke hardware and software offerings (\*Combware) along with a myriad 3rd party products tailored to suit every access managed eco-system, **Comb Portal** is undeniably the class leading facility management system. From secure log-in to informative dashboards and the ability to customise to your own requirements. The intuitive navigation allows you to drill down on any queries related to specific hardware with exception based reporting. Pull reports, invite users and update information with ease.







# PORTAL FEATURES

## Secure Login

Login with encrypted username and password and safely update user details and reset a password online.

## Informative Dashboards

Dashboard with important information in a once glance display. Add/Remove widgets on the home page as per user requirement. Pin the most used functions to dashboard and drag and drop functionality on the dashboard.

# MAINTENANCE

Maintain your organisation/complex with the concise set of options beneath. Related to the people and units involved through to the hardware they rely on.



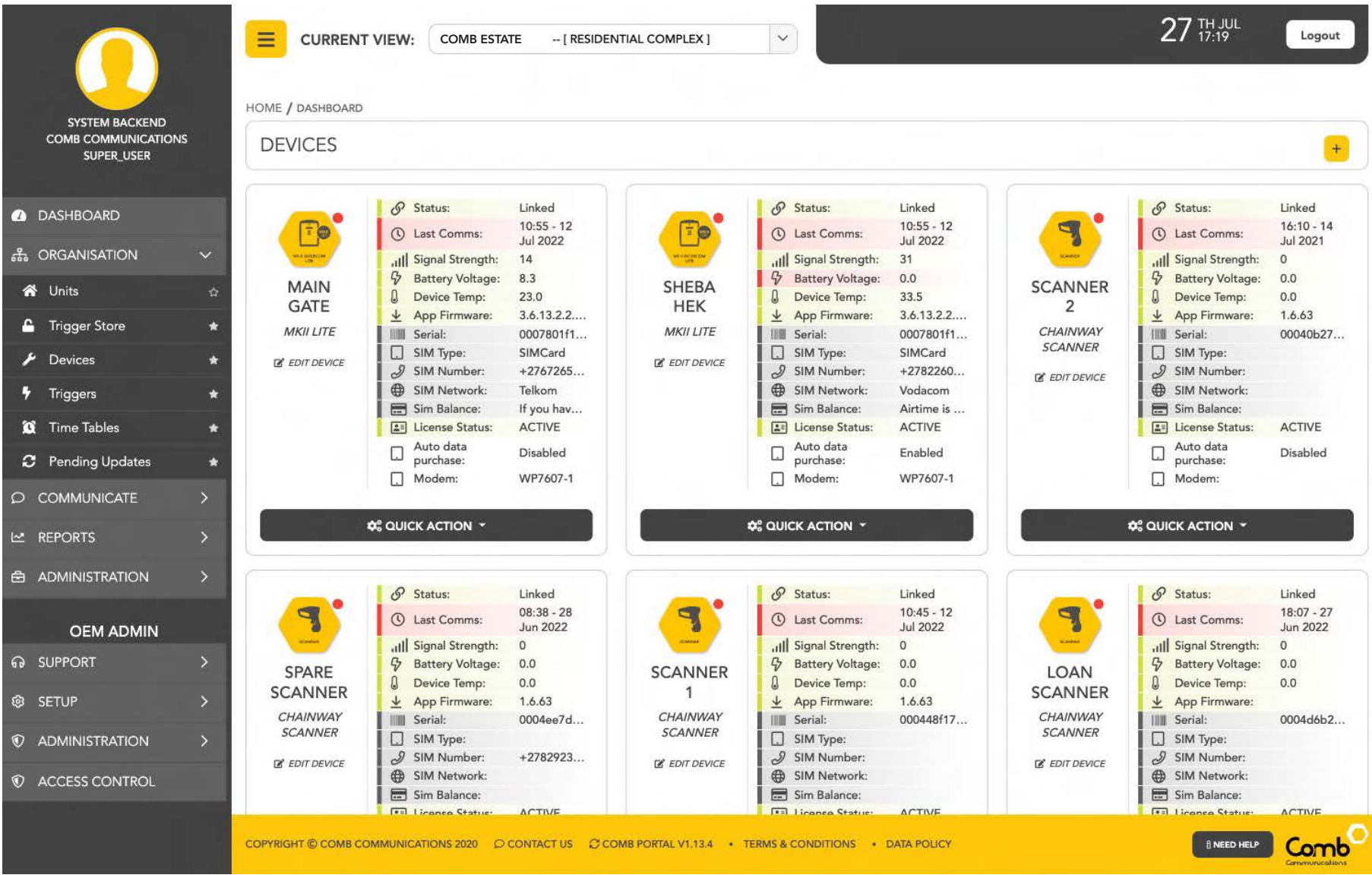
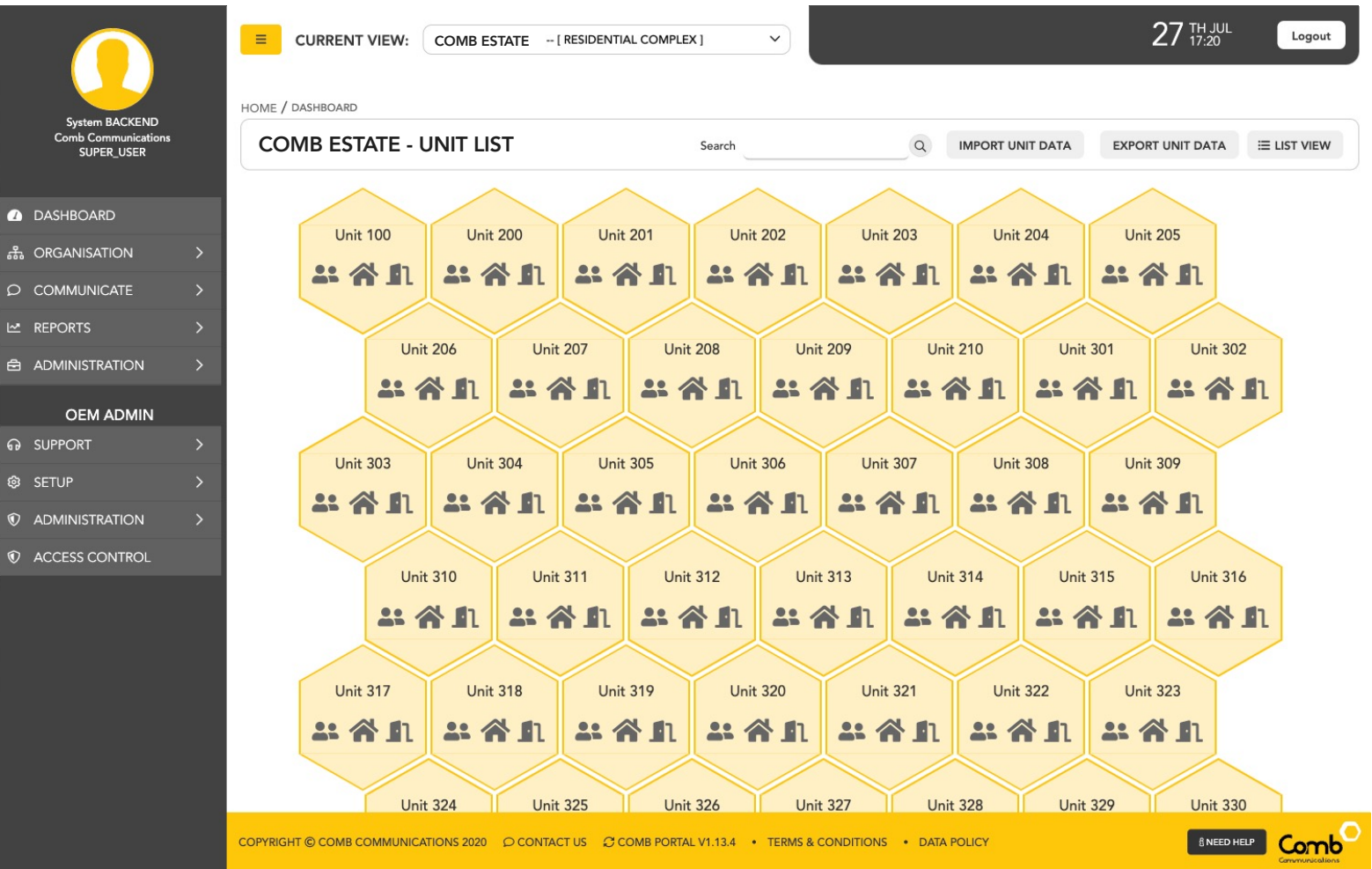
## Units

View and manage (edit, update, load or remove) occupants within the UNITS system related to a specific unit.



## Manage Access Devices

Once your remotes, RFID tags or similar devices have been purchased and are in the store, allocate them to an individual through this module. Re-allocation may also be done here.



# ACCESS MANAGEMENT

Management of all hardware, infrastructure and integrated devices related to access within your organisation.



## Devices

View and manage (edit, link, unlink, review statistics) of all the devices allocated in your system.



## Triggers

Set up triggers for DTMF, Pins, TAP & TAPx from the trigger store.




## Device Pending Updates

Any changes made to the organisation's data and requires synchronisation with a field device/hardware.




# ORGANISATION DETAILS


Edit or update details pertaining to the organisation complex and the people involved.

- 


**Partners**

Details of partners that provide a service to the complex.
- 


**User Maintenance**

Create, update or remove a user
- 

**Partners**


Provide access to the system as part of the organisation, i.e. inviting a new tenant/occupant in the complex.
- 

**Comb Store**

Acquire or renew licenses, purchase Comb Credits or activate new hardware.
- 

**Pending Invitations**

Create invitation for registration on the system.



SYSTEM BACKEND  
COMB COMMUNICATIONS  
SUPER\_USER

DASHBOARD

ORGANISATION

COMMUNICATE

REPORTS

ADMINISTRATION

OEM ADMIN

SUPPORT

SETUP

ADMINISTRATION

ACCESS CONTROL

CURRENT VIEW: COMB LAB TEST -- [ RESIDENTIAL COMPLEX ]

27<sup>TH</sup> JUL 17:58 Logout

HOME / DASHBOARD / ORGANISATION

ORGANISATION

ORGANISATION DETAILS

LEGAL NAME \*

Comb Lab Test

DISPLAY NAME \*

Comb Lab Test

COMPANY REG NO

4455544455

VAT REGISTRATION NO

1445/588/552

EMAIL ADDRESS \*

luvish325@gmail.com

COUNTRY \*

SOUTH AFRICA

CONTACT NUMBER \*

084 251 1804

CONTACT PERSON

Contact Person

COMB CODE

COMBKEYET01

ACCOUNT NUMBER

Pastel Account Number

BILLING OPTION

NOT BILLED

PREFERENCES

ALLOW MOBILE APP USER AUTO REGISTRATION

Yes

MOBILE APP OPEN GATE RANGE LIMIT(METERS)

500

PHYSICAL ADDRESS

STREET NUMBER \*

2 TFT House

STREET NAME \*

Challenger Ave

SUBURB

Midrand

CITY/TOWN \*

Johannesburg

POSTAL CODE \*

1685

PROVINCE \*

Gauteng

GEO LOCATION

LATITUDE

-26.013378179982126

LONGITUDE

28.125920874799334

POSTAL ADDRESS

SAME AS PHYSICAL ADDRESS

POSTBOX

2 TFT House

CITY/TOWN

Midrand

POSTAL CODE

1685

PROVINCE

Gauteng

SAVE

CANCEL

COPYRIGHT © COMB COMMUNICATIONS 2020

CONTACT US

COMB PORTAL V1.13.4

TERMS & CONDITIONS


DATA POLICY

NEED HELP


Comb Communications

# REPORTS


A central point to pull reports on an array of specific requirements, including your billings, hardware usage and more.

- 

**Billing Summary**

A report displaying total cost per unit for calls made, for the period selected. User input for monthly cost.
- 

**Visitor Access Report**

A report displaying access type per owner/occupant per unit, for the period selected.
- 

**Billing Detail**

A report displaying total cost per owner/occupant per unit for calls made, for the period selected. User input for monthly cost.



# COMMUNICATE

A dedicated facility for outbound communication to persons involved with your organisation/complex.



## Instant Messaging (Communicate or Messaging)

A single application for communicating via SMS, e-mail or mobile notifications to your audience or individuals. Create custom groups for sending specific communication. Bulk email and SMS sent from Portal.

SYSTEM BACKEND  
COMB COMMUNICATIONS  
SUPER\_USER

DASHBOARD

ORGANISATION >

COMMUNICATE >

REPORTS >

ADMINISTRATION >

OEM ADMIN

SUPPORT >

SETUP >

ADMINISTRATION >

ACCESS CONTROL

CURRENT VIEW: COMB LAB -- [ RESIDENTIAL COMPLEX ]

27<sup>TH</sup> JUL 18:07

Logout

HOME / DASHBOARD / MESSAGE GROUPS

MESSAGE GROUPS

MESSAGE GROUP NAME	DESCRIPTION	MESSAGE TYPE	ENABLED		
EXTERNAL	EXTERNAL	EMAIL	TRUE	CONFIGURE GROUP	REMOVE GROUP
ALL OWNERS/OCCUPANTS	THIS IS A SPECIAL MESSAGE GROUP THAT INCLUDES ALL CURRENT OWNERS AND OCCUPANTS.	SPECIAL	TRUE		
ALL OWNERS	THIS IS A SPECIAL MESSAGE GROUP THAT INCLUDES ALL OWNERS.	SPECIAL	TRUE		
ALL OCCUPANTS	THIS IS A SPECIAL MESSAGE GROUP THAT INCLUDES ALL OCCUPANTS.	SPECIAL	TRUE		

NEW MESSAGES

NEW MESSAGE

SMS

EMAIL

MOBILE APP

MESSAGE GROUP NAME	TEXT	DATE
NO RECORDS FOUND.		

FIRST PREVIOUS NEXT LAST 10

COPYRIGHT © COMB COMMUNICATIONS 2020 CONTACT US COMB PORTAL V1.13.4 TERMS & CONDITIONS DATA POLICY

NEED HELP

Comb Communications

# ADMIN



## Billing Summary

A report displaying total cost per unit for calls made, for the period selected. User input for monthly cost.



## Visitor Access Report

A report displaying access type per owner/ occupant per unit, for the period selected.

# ACCESS POINTS AND LANES

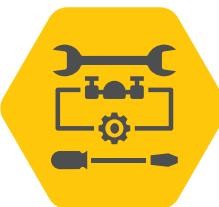
We have simplified our organisation setup process with a centralised approach to adding devices, lanes and authenticators in one place within "Access Points".



All-in-one organisation setup - with an interactive user guide to help get you started.



Easily Link, sync, reboot and SSH-connect directly to your device.



Conveniently monitor, manage and configure the organisation's devices.



Continuously keep your device's firmware updated at the click of a button.

GW

GRAHAM WILD  
COMB COMMUNICATIONS  
SUPER\_USER

DASHBOARD

ORGANISATION

COMMUNICATE

REPORTS

ADMINISTRATION

WIDGETS

OEM ADMIN

SUPPORT

SETUP

ADMINISTRATION

ACCESS CONTROL

CURRENT VIEW

COMB COMMUNICATIONS -- [ OEM ]

21<sup>ST</sup> SEP  
13:05

Logout

HOME / ACCESS CONTROL

ACCESS POINTS

View more information

New Access Point

MAIN ESTATE ENTRANCE

0 LANES / 0 DEVICES

MAIN ESTATE ENTRANCE

SAVE

DELETE

Access Point Name

Main estate entrance

Latitude

-25.87363793

Longitude

28.23439829

(Defaults to Organisations location)

MAP VIEW

Users can drag the pin to pin-point the **Access Point** location

DEVICES

ADD

No devices added

LANES

ADD

No lanes added

